

# Report of Data

ID: 1    Name: B

Sex: Male

Time Frame: 01/08/2008-21/12/2008

Date of Printing: 21/12/2008

Data Entries: 67

Time/Date	Age	Height(inch)	Weight(ST)	Body Fat(%)	Visceral Fat	BMI	BMR (Kcal)	Muscle Mass(%)	Body Water(%)
21:35:17 01/08/2008	20	6'02"	15:1.8	17.0	11	27.5	2188	40.9	60.8
23:59:39 01/08/2008	20	6'02"	15:2.6	17.2	11	27.6	2192	40.9	60.6
10:21:52 02/08/2008	20	6'02"	15:1.0	17.2	11	27.4	2182	41.0	60.6
02:39:39 03/08/2008	20	6'02"	15:5.0	17.7	11	27.9	2207	40.7	60.2
14:16:42 03/08/2008	20	6'02"	15:1.2	16.8	11	27.4	2184	41.0	60.9
18:50:10 03/08/2008	20	6'02"	15:3.0	17.1	11	27.6	2195	40.8	60.7
21:38:13 03/08/2008	20	6'02"	15:4.0	17.4	11	27.8	2202	40.8	60.5
21:26:01 04/08/2008	20	6'02"	15:3.8	17.4	11	27.7	2200	40.7	60.5
06:04:12 06/08/2008	20	6'02"	15:4.8	17.9	11	27.9	2206	40.7	60.1
15:47:27 07/08/2008	20	6'02"	15:4.0	17.4	11	27.8	2202	40.8	60.5
20:58:41 07/08/2008	20	6'02"	15:2.4	17.2	11	27.5	2191	40.9	60.6
06:24:02 08/08/2008	20	6'02"	15:3.2	17.6	11	27.7	2196	40.8	60.3
22:34:48 08/08/2008	20	6'02"	15:3.8	17.5	11	27.7	2200	40.7	60.4
19:27:59 10/08/2008	20	6'02"	15:5.6	17.7	11	28.0	2211	40.6	60.2
06:45:03 11/08/2008	20	6'02"	15:7.4	18.5	11	28.2	2222	40.5	59.7
19:15:04 11/08/2008	20	6'02"	15:10.0	18.5	11	28.5	2239	40.3	59.7
06:25:03 12/08/2008	20	6'02"	15:7.6	18.4	11	28.2	2224	40.5	59.7
21:20:29 12/08/2008	20	6'02"	15:10.0	19.0	11	28.5	2239	40.3	59.3
06:37:20 13/08/2008	20	6'02"	15:7.6	18.4	11	28.2	2224	40.5	59.7
06:38:04 15/08/2008	20	6'02"	15:3.8	17.7	11	27.7	2200	40.7	60.2
14:45:34 17/08/2008	20	6'02"	15:5.2	22.2	11	27.9	2209	40.7	56.9
21:42:03 17/08/2008	20	6'02"	15:7.4	22.5	11	28.2	2222	40.5	56.7
21:29:27 18/08/2008	20	6'02"	15:1.0	21.3	11	27.4	2182	41.0	57.6
21:59:05 18/08/2008	20	6'02"	15:1.6	21.4	11	27.5	2187	40.9	57.5
05:53:51 19/08/2008	20	6'02"	15:2.4	22.1	11	27.5	2191	40.9	57.0
22:11:55 19/08/2008	20	6'02"	15:4.2	22.2	11	27.8	2203	40.7	56.9
06:28:17 20/08/2008	20	6'02"	15:2.4	21.9	11	27.5	2191	40.9	57.2
21:20:17 20/08/2008	20	6'02"	15:1.2	21.3	11	27.4	2184	41.0	57.6
06:28:50 21/08/2008	20	6'02"	15:2.4	21.9	11	27.5	2191	40.9	57.2
21:59:23 21/08/2008	20	6'02"	15:3.6	21.7	11	27.7	2199	40.8	57.3
06:42:16 22/08/2008	20	6'02"	15:2.6	21.6	11	27.6	2192	40.9	57.4
10:00:19 23/08/2008	20	6'02"	15:2.0	22.0	11	27.5	2189	40.9	57.1
05:48:20 26/08/2008	20	6'02"	15:4.6	22.4	11	27.8	2204	40.7	56.8
21:50:16 28/08/2008	20	6'02"	15:2.6	22.0	11	27.6	2192	40.9	57.1
01:25:11 30/08/2008	20	6'02"	15:3.0	22.2	11	27.6	2195	40.8	56.9
00:35:16 31/08/2008	20	6'02"	15:3.0	21.9	11	27.6	2195	40.8	57.2
21:42:08 01/09/2008	20	6'02"	15:3.6	22.2	11	27.7	2199	40.8	56.9
21:12:12 02/09/2008	20	6'02"	15:0.0	21.1	11	27.3	2177	41.0	57.8
21:40:15 02/09/2008	20	6'02"	15:0.8	21.2	11	27.3	2181	41.0	57.7
22:26:32 04/09/2008	20	6'02"	15:2.6	21.9	11	27.6	2192	40.9	57.2
06:44:54 05/09/2008	20	6'02"	15:1.0	21.4	11	27.4	2182	41.0	57.5
08:48:18 07/09/2008	20	6'02"	15:0.0	21.3	11	27.3	2177	41.0	57.6
21:15:04 08/09/2008	20	6'02"	15:0.6	21.2	11	27.3	2180	41.0	57.7
22:38:27 09/09/2008	20	6'02"	15:1.6	21.4	11	27.5	2187	40.9	57.5
06:45:02 11/09/2008	20	6'02"	14:12.4	20.8	10	27.0	2166	41.2	58.0
23:48:56 13/09/2008	20	6'02"	15:1.2	21.3	11	27.4	2184	41.0	57.6
20:13:21 14/09/2008	20	6'02"	14:13.0	21.0	10	27.1	2170	41.1	57.8
20:49:59 15/09/2008	20	6'02"	15:1.0	21.2	11	27.4	2182	41.0	57.7
06:07:59 16/09/2008	20	6'02"	14:13.6	21.2	11	27.2	2174	41.1	57.7
05:06:57 17/09/2008	20	6'02"	14:13.0	21.0	10	27.1	2170	41.1	57.8

# Report of Data

ID: 1    Name: B

Sex: Male

Time Frame: 01/08/2008-21/12/2008

Date of Printing: 21/12/2008

Data Entries: 67

Time/Date	Age	Height(inch)	Weight(ST)	Body Fat(%)	Visceral Fat	BMI	BMR (Kcal)	Muscle Mass(%)	Body Water(%)
06:39:31 19/09/2008	20	6'02"	14:12.2	20.8	10	27.0	2165	41.2	58.0
19:35:16 22/09/2008	20	6'02"	14:12.8	20.8	10	27.1	2169	41.2	58.0
09:53:05 28/09/2008	20	6'02"	14:11.2	20.8	10	26.9	2159	41.3	58.0
06:48:00 30/09/2008	20	6'02"	14:10.6	20.4	10	26.8	2155	41.3	58.3
07:05:07 03/10/2008	20	6'02"	14:10.4	20.6	10	26.8	2154	41.3	58.1
06:47:26 16/10/2008	20	6'02"	14:8.4	20.4	10	26.5	2141	41.5	58.3
20:22:08 26/10/2008	20	6'02"	14:8.8	20.1	10	26.6	2144	41.4	58.5
09:01:27 16/11/2008	20	6'02"	14:6.6	20.0	9	26.3	2130	41.7	58.6
01:02:23 23/11/2008	20	6'02"	14:8.6	20.3	10	26.5	2143	41.5	58.3
23:21:27 24/11/2008	20	6'02"	14:8.2	19.9	10	26.5	2140	41.6	58.6
21:08:54 03/12/2008	20	6'02"	14:7.0	19.8	9	26.3	2133	41.6	58.7
10:33:22 06/12/2008	20	6'02"	14:6.0	19.7	9	26.2	2126	41.7	58.8
23:27:02 08/12/2008	20	6'02"	14:6.8	19.8	9	26.3	2132	41.6	58.7
01:25:49 11/12/2008	20	6'02"	14:6.8	19.7	9	26.3	2132	41.6	58.8
11:02:45 13/12/2008	20	6'02"	14:4.4	19.4	9	26.0	2116	41.9	59.0
23:58:20 18/12/2008	20	6'02"	14:5.0	19.3	9	26.1	2121	41.8	59.1
13:10:14 21/12/2008	20	6'02"	14:5.2	19.5	9	26.1	2122	41.8	58.9

# Report of Data Analysis

ID: 1    Name: B

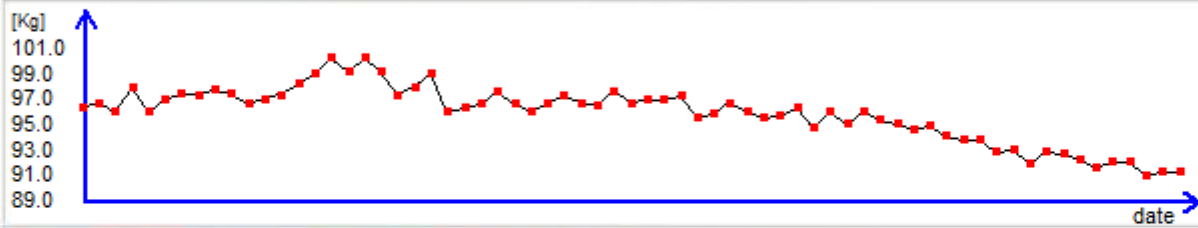
Sex: Male

Time Frame: 01/08/2008-21/12/2008

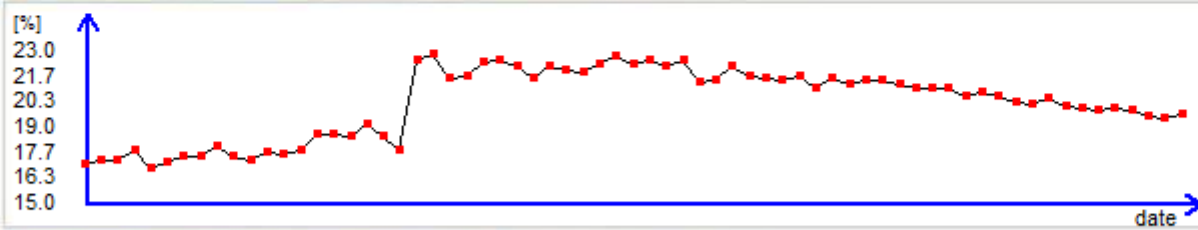
Date of Printing: 21/12/2008

Data Entries: 67

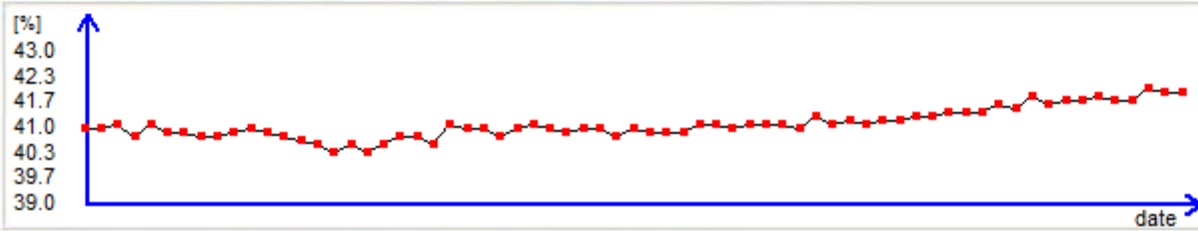
## Weight



## Body Fat



## Muscle mass



## Visceral Fat



